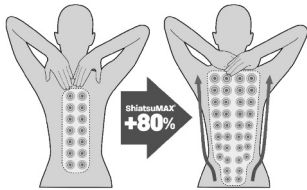


HOMEDICS®

ShiatsuMAX Back Massager

ShiatsuMAX®



WITH
HEAT



Instruction Manual

✓ Register your product today at
www.homedicsgroup.com/register

CBS-1000-GB

2 year
guarantee

**READ ALL INSTRUCTIONS BEFORE USE.
SAVE THESE INSTRUCTIONS FOR FUTURE REFERENCE.**

IMPORTANT SAFEGUARDS:

WHEN USING ELECTRICAL PRODUCTS, ESPECIALLY WHEN CHILDREN ARE PRESENT, BASIC SAFETY PRECAUTIONS SHOULD ALWAYS BE FOLLOWED, INCLUDING THE FOLLOWING:

- ALWAYS unplug the appliance from the electrical outlet immediately after using and before cleaning. To disconnect, turn all controls to the 'OFF' position, then remove plug from outlet.
- NEVER leave an appliance unattended when plugged in. Unplug from the mains outlet when not in use and before putting on or taking off parts or attachments.
- This appliance can be used by children aged from 8 years and above and persons with reduced physical, sensory or mental capabilities or lack of experience and knowledge if they have been given supervision or instruction concerning use of the appliance in a safe way and understand the hazards involved. Children shall not play with the appliance. Cleaning and user maintenance shall not be made by children without supervision.
- DO NOT reach for an appliance that has fallen in water or other liquids. Switch off at the mains and unplug it immediately. Keep dry – DO NOT operate in wet or moist conditions.
- NEVER insert pins or other metallic fasteners into the appliance.
- Use this appliance for the intended use as described in this booklet. DO NOT use attachments not recommended by HoMedics.
- NEVER operate the appliance if it has a damaged cord or plug, if it is not working properly, if it has been dropped or damaged, or dropped into water. Return it to the HoMedics Service Centre for examination and repair.
- Keep cord away from heated surfaces.
- Excessive use could lead to the product's excessive heating and shorter life. Should this occur, discontinue use and allow the unit to cool before operating.
- NEVER drop or insert any object into any opening.
- DO NOT operate where aerosol (spray) products are being used or where oxygen is being administered.
- DO NOT operate under a blanket or pillow. Excessive heating can occur and cause fire, electrocution or injury to persons.
- DO NOT carry this appliance by the cord or use cord as a handle.
- DO NOT use outdoors.
- DO NOT crush. Avoid sharp folds.
- This product requires a 220-240 V AC power.
- DO NOT attempt to repair the appliance. There are no user serviceable parts. For service, send to a HoMedics Service Centre. All servicing of this appliance must be performed by authorised HoMedics service personnel only.
- DO NOT sit or stand on the massage (back) part of the appliance. The unit should only be used when attached to a chair with the back in the vertical position.
- Never block the air openings of the appliance or place it on a soft surface, such as a bed or couch. Keep air openings free of lint, hair etc.
- Do not place or store appliance where it can fall or be pulled into a bath or sink. Do not place in or drop into water or other liquid.
- Failure to follow the above may result in the risk of fire or injury.
- Burns can result from improper use.
- When the unit is working, do not touch the moving massage mechanism with any body part except your back.

SAFETY CAUTIONS :

PLEASE READ THIS SECTION CAREFULLY BEFORE USING THE APPLIANCE.

- **If you have any concerns regarding your health, consult a doctor before using this appliance.**
- Individuals with pacemakers and pregnant women should consult a doctor before using this appliance.
Not recommended for use by Diabetics
- DO NOT use on an infant, invalid or on a sleeping or unconscious person. DO NOT use on insensitive skin or on a person with poor blood circulation.
- This appliance should NEVER be used by any individual suffering from any physical ailment that would limit the user's capacity to operate the controls or who has sensory deficiencies in the lower half of their body.
- NEVER use directly on swollen or inflamed areas or skin eruptions.
- If you feel any discomfort whilst using this appliance, discontinue use and consult your doctor.
- This is a non-professional appliance, designed for personal use and intended to provide a soothing massage to worn muscles. DO NOT use as a substitute for medical attention.
- DO NOT use before going to bed. The massage has a stimulating effect and can delay sleep.
- Do not use for longer than the recommended time.
- Not recommended for use on wooden surfaces as the zipper may damage the wood.
Caution is also recommended when using on upholstered furniture.
- Care should be taken when using heated surfaces. If the product feels excessively hot, switch off at mains and contact the HoMedics Service Centre.
- Only gentle force should be exerted against the seat in order to eliminate risk of injury.
- You may soften massage force by placing a towel between yourself and the unit.
- The appliance has a heated surface. Persons insensitive to heat must be careful when using the appliance.
- Not recommended for use on leather furniture.
- Please ensure that all hair, clothing and jewellery are kept clear of the massage mechanism or any other moving parts of the product at all times.

MAINTENANCE:

Cleaning

Unplug the appliance and allow to cool before cleaning. Clean only with a soft, slightly damp sponge.

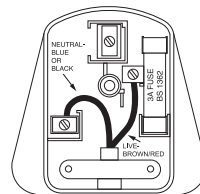
- Never allow water or any other liquids to come into contact with the appliance.
- Do not immerse in any liquid to clean.
- Never use abrasive cleaners, brushes, glass / furniture polish, paint thinner etc to clean.

Storage

Place the appliance in its box or in a safe, dry, cool place. Avoid contact with sharp edges or pointed objects which might cut or puncture the fabric surface. To avoid breakage, DO NOT wrap the power cord around the appliance. DO NOT hang the unit by the cord.

Plug (MODEL CBS-1000-GB ONLY)

If the plug on this appliance is damaged, it can be replaced with a BS 1363 plug, fitted with a 3A BS 1362 fuse. Only use a 3 amp fuse with this appliance. Care must be taken when changing the plug. If in doubt, contact a qualified electrician.



WEEE explanation




This marking indicates that this product should not be disposed with other household wastes throughout the EU. To prevent possible harm to the environment or human health from uncontrolled waste disposal, recycle it responsibly to promote the sustainable reuse of material resources. To return your used device, please use the return and collection systems or contact the retailer where the product was purchased. They can take this product for environmental safe recycling.

PRODUCT FEATURES:

Demo Button - For a brief demonstration of the features of the Massager, press the Demo button. The unit will briefly go through each function. Once complete, the unit automatically turns off. The L.E.D. light will blink to indicate the active functions.

Shiatsu Massage - Shiatsu is a deep kneading circular massage.

Shiatsu Programs - Choose from 3 preset programs where the Shiatsu massage travels up and down in a specific area of the back. To select a program, simply press the button and the LED will illuminate. To deselect, press the button again or press another button.

 = Full Back

 = Upper Back

 = Lower Back

Spot Shiatsu - While the unit is in Shiatsu massage, press either button to stop and focus the Shiatsu action in one place. Once the unit is operating in Spot Shiatsu, you may adjust the mechanism position by holding down either button until the desired position is reached.

Vibration Massage - Adds invigorating vibration massage to upper legs/thighs.

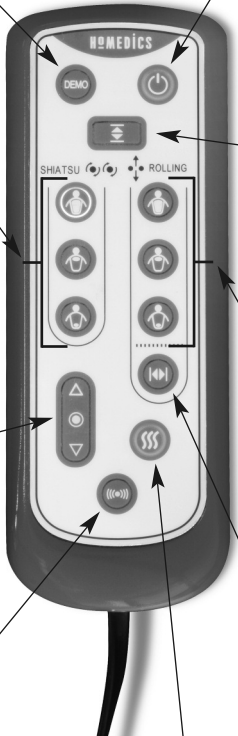
Power Button - To turn on the unit, first press the POWER button. The LED indicator will illuminate and confirm your selection. To turn off the unit, simply press the button again. The LED indicator will blink while the back massage mechanism returns to its lowest point and then it will turn off.

Perfect Fit - To customize the massage to your height, press the "Perfect Fit" button at the highest desired position. The massage heads will not travel higher than that position for the duration of the massage. To deselect the Perfect Fit feature, press the "Perfect Fit" button a second time. The massage will return to its full travel.

Rolling Massage - Rolling is like two hands or thumbs working up and down your back. Choose from 3 preset programs where the Rolling massage travels up and down in a specific area of the back. To select a program, simply press the button and the LED will illuminate. To deselect, press the button again or press another button.

Width Adjustment - While the unit is in Rolling massage for the back, press this button to adjust the distance or width between the massage heads. With each press, the massage heads will move to the next available position.

Heat - For soothing heat when massage is on, simply press the heat button and the corresponding red L.E.D. light will illuminate. To deselect, press the button again and the corresponding L.E.D. light will turn off. For your safety, heat cannot be turned on if massage is not selected.



INSTRUCTIONS FOR USE:

IMPORTANT - Preparing the appliance for use

The Shiatsu Massager comes with a screw located on the back of the unit to protect the massage mechanism during shipment, which must be removed before the first use to allow the shiatsu feature to function. Use the provided Allen key. Then, properly dispose of the screw.

WARNING Error: all remote control LEDs flash for a few seconds.

Cause: massager overloaded.

Solution: ensure the allen key bolt/screw has been removed from back of the massage cushion (using the allen key included). Should the condition continue after this please contact your HoMedics service centre.

Failure to remove screw may cause permanent damage to the appliance.

Strapping System

This massage cushion incorporates a unique strapping system which allows you to fasten it to almost any chair. Just slip the straps over the seat or chair and adjust fastening straps to secure. Your massager won't slip or slide away.

Headrest and back flap

This massage cushion incorporates a removable headrest to add comfort to the massage experience as well as removable washable back flap in suede finish fabric – this is used to soften the massage if too intense. The flap is easily removed as secured by hook and eye fastening. To clean back flap only simply follow the wash instructions:



Easy storage

Note:

Do not use this product for more than 15 mins at a time.

There is a 15 minute auto shut-off on this appliance for your safety. This feature should not be considered as a substitute for 'OFF'. Always remember to switch the appliance off when not in use.





HoMEDICS®

2 YEAR GUARANTEE

HoMedics Inc. guarantees this product from defect in material and workmanship for a period of 2 years from the date of purchase, except as noted below. This HoMedics product guarantee does not cover damage caused by misuse or abuse; accident; the attachment of any unauthorised accessory; alteration to the product; or any other conditions whatsoever that are beyond the control of HoMedics. This guarantee is effective only if the product is purchased and operated in the UK / EU. A product that requires modification or adaptation to enable it to operate in any country other than the country for which it was designed, manufactured, approved and / or authorised, or repair of products damaged by these modifications is not covered under this guarantee. HoMedics shall not be responsible for any type of incidental, consequential or special damages.

To obtain guarantee service on your product, return the product post-paid to your local service centre along with your dated sales receipt (as proof of purchase). Please refer to 'HoMedics Service Centre' information leaflet for details of your local service centre. Upon receipt, HoMedics will repair or replace, as appropriate, your product and return it to you, post-paid. Guarantee is solely through HoMedics Service Centre. Service of this product by anyone other than the HoMedics Service Centre voids the guarantee.

This guarantee does not affect your statutory rights.

HoMedics Group Ltd
HoMedics House
Somerhill Business Park
Five Oak Green Road
Tonbridge
Kent TN11 0GP
UK
T +44 (0) 1732 378 557
F +44 (0) 131 202 0697
e support@homedics.co.uk
www.homedics.co.uk



Register your product today at:
<http://www.homedicsgroup.com/register>

IB-CBS1000GB-1114-01