

**HOMEDICS®**



Register your product today at  
[www.homedicsgroup.com/register](http://www.homedicsgroup.com/register)

# Full Body Massage Mat



WITH  
**HEAT**

**Instruction Manual**

MMP-250-GB

**2** year  
guarantee

READ ALL INSTRUCTIONS BEFORE USE.  
SAVE THESE INSTRUCTIONS FOR FUTURE REFERENCE.

## IMPORTANT SAFEGUARDS

WHEN USING ELECTRICAL PRODUCTS, ESPECIALLY WHEN CHILDREN ARE PRESENT, BASIC SAFETY PRECAUTIONS SHOULD ALWAYS BE FOLLOWED, INCLUDING THE FOLLOWING:

- ALWAYS unplug the appliance from the electrical outlet immediately after using and before cleaning. To disconnect, turn all controls to the 'OFF' position, then remove plug from outlet.
- NEVER leave an appliance unattended when plugged in. Unplug from the mains outlet when not in use and before putting on or taking off parts or attachments.
- This appliance can be used by children aged from 8 years and above and persons with reduced physical, sensory or mental capabilities or lack of experience and knowledge if they have been given supervision or instruction concerning use of the appliance in a safe way and understand the hazards involved. Children shall not play with the appliance. Cleaning and user maintenance shall not be made by children without supervision.
- DO NOT reach for an appliance that has fallen in water or other liquids. Switch off at the mains and unplug it immediately. Keep dry – DO NOT operate in wet or moist conditions.
- NEVER insert pins or other metallic fasteners into the appliance.
- Use this appliance for the intended use as described in this booklet. DO NOT use attachments not recommended by HoMedics.
- NEVER operate the appliance if it has a damaged cord or plug, if it is not working properly, if it has been dropped or damaged, or dropped into water. Return it to the HoMedics Service Centre for examination and repair.
- Keep cord away from heated surfaces.
- Excessive use could lead to the product's excessive heating and shorter life. Should this occur, discontinue use and allow the unit to cool before operating.
- NEVER drop or insert any object into any opening.
- DO NOT operate where aerosol (spray) products are being used or where oxygen is being administered.
- DO NOT operate under a blanket or pillow. Excessive heating can occur and cause fire, electrocution or injury to persons.
- DO NOT carry this appliance by the cord or use cord as a handle.
- DO NOT use outdoors.
- DO NOT crush. Avoid sharp folds.
- This product requires a 230V AC power supply.
- DO NOT attempt to repair the appliance. There are no user serviceable parts. For service, send to a HoMedics Service Centre. All servicing of this appliance must be performed by authorised HoMedics service personnel only.
- Failure to follow the above may result in the risk of fire or injury.
- Burns can result from improper use.
- When the unit is working, do not touch the moving massage mechanism with any body part except your back.

## SAFETY CAUTIONS:

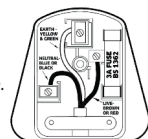
PLEASE READ THIS SECTION CAREFULLY BEFORE USING THE APPLIANCE.

- **If you have any concerns regarding your health, consult a doctor before using this appliance.**
- Individuals with pacemakers and pregnant women should consult a doctor before using this appliance. Not recommended for use by Diabetics
- DO NOT use on an infant, invalid or on a sleeping or unconscious person.
- DO NOT use on insensitive skin or on a person with poor blood circulation.
- This appliance should NEVER be used by any individual suffering from any physical ailment that would limit the user's capacity to operate the controls or who has sensory deficiencies in the lower half of their body.
- NEVER use directly on swollen or inflamed areas or skin eruptions.
- If you feel any discomfort whilst using this appliance, discontinue use and consult your doctor.
- This is a non-professional appliance, designed for personal use and intended to provide a soothing massage to worn muscles. DO NOT use as a substitute for medical attention.
- DO NOT use before going to bed. The massage has a stimulating effect and can delay sleep.
- Do not use for longer than the recommended time.
- Not recommended for use on wooden surfaces as the zipper may damage the wood. Caution is also recommended when using on upholstered furniture.
- Care should be taken when using heated surfaces. If the product feels excessively hot, switch off at mains and contact the HoMedics Service Centre.
- Only gentle force should be exerted against the mat in order to eliminate risk of injury.
- You may soften massage force by placing a towel between yourself and the unit.
- The appliance has a heated surface. Persons insensitive to heat must be careful when using the appliance.
- Not recommended for use on leather furniture.
- Please ensure that all hair, clothing and jewellery are kept clear of the massage mechanism or any other moving parts of the product at all times.

**Please Note:** For your safety, this product is equipped with a pressure activated switch to control the heat function. Heat will not operate unless pressure is applied to this switch, located between the middle and lower massage zones of the unit (PRODUCT FEATURES). Once pressure is removed, heat will turn off. After applying pressure, please allow 5-10 minutes for heat to reach maximum temperature.

### Plug (MODEL MMP-250-GB ONLY)

If the plug on this appliance is damaged, it can be replaced with a BS 1363 plug, fitted with a 3A BS 1362 fuse. Only use a 3 amp fuse with this appliance. Care must be taken when changing the plug. If in doubt, contact a qualified electrician.



### WEEE explanation

 This marking indicates that this product should not be disposed with other household wastes throughout the EU. To prevent possible harm to the environment or human health from uncontrolled waste disposal, recycle it responsibly to promote the sustainable reuse of material resources. To return your used device, please use the return and collection systems or contact the retailer where the product was purchased. They can take this product for environmental safe recycling.

**PRODUCT FEATURES:**

**On/Off Targeted Massage Zones**  
 Activate massage motors to target specific areas in the body. Customise your massage program by choosing any combination of zones or all four at once. To select a zone, slide the upper, middle, lower or legs switch to either low (L) or high (H). The corresponding L.E.D. will illuminate. To deselect a zone, simply slide the switch to the far left and the L.E.D. will no longer illuminate.

**Heat** The heat option will only work while a massage feature is selected.

**Note:**  
 When selecting the heat feature with massaging action, there will be a slight decrease in the strength of the massage output. This adjustment is perfectly normal and should not be interpreted as a defect.

**10 Massage Motors**

**Soothing Heat**

**INSTRUCTIONS FOR USE:**

Plug adapter into a 230V AC power supply and plug the receptacle end into the input jack, located along the side of the mat. For optimum comfort, we recommend that you use your mat massager on soft surfaces only.

**MAINTENANCE:**

**Folding**

This massage mat incorporates a unique strapping system that allows you to fold the unit for storage and transportation. This massage mat incorporates a folding method similar to an accordion (see Figures 1-4). Fold the top portion inward so the heat seal pattern is always facing up. Repeat this method. You can also roll up the mat for storage. Then pull the elastic strap, sewn into the mat, around the unit.


**Cleaning**

Unplug the appliance and allow to cool before cleaning. Clean only with a soft, slightly damp sponge.

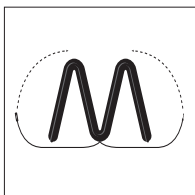
- Never allow water or any other liquids to come into contact with the appliance.
- Do not immerse in any liquid to clean.
- Never use abrasive cleaners, brushes, glass / furniture polish, paint thinner etc to clean.

**Storage**

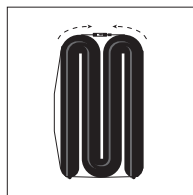
Place the appliance in its box or in a safe, dry, cool place. Avoid contact with sharp edges or pointed objects which might cut or puncture the fabric surface. To avoid breakage, DO NOT wrap the power cord around the appliance. DO NOT hang the unit by the cord.



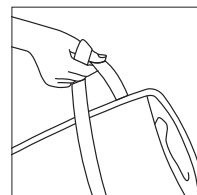
(Figure 1)



(Figure 2)



(Figure 3)



(Figure 4)

**HOMEDICS®**

**CE**

IB-MMP250-GB-0416-01