

**HOMEDICS®**



Register your product today at  
[www.homedicsgroup.com/register](http://www.homedicsgroup.com/register)

## **SensaTouch Shiatsu 2 in 1 Neck and Back Massager**



**Instruction Manual**

SBM-680H-GB

**2** year  
guarantee

READ ALL INSTRUCTIONS BEFORE USE. SAVE THESE INSTRUCTIONS FOR FUTURE REFERENCE.

## IMPORTANT SAFEGUARDS:

WHEN USING ELECTRICAL PRODUCTS, ESPECIALLY WHEN CHILDREN ARE PRESENT, BASIC SAFETY PRECAUTIONS SHOULD ALWAYS BE FOLLOWED, INCLUDING THE FOLLOWING:

- ALWAYS unplug the appliance from the electrical outlet immediately after using and before cleaning. To disconnect, turn all controls to the 'OFF' position, then remove plug from outlet.
- NEVER leave an appliance unattended when plugged in. Unplug from the mains outlet when not in use and before putting on or taking off parts or attachments.
- This appliance can be used by children aged from 8 years and above and persons with reduced physical, sensory or mental capabilities or lack of experience and knowledge if they have been given supervision or instruction concerning use of the appliance in a safe way and understand the hazards involved. Children shall not play with the appliance. Cleaning and user maintenance shall not be made by children without supervision.
- DO NOT reach for an appliance that has fallen in water or other liquids. Switch off at the mains and unplug it immediately. Keep dry – DO NOT operate in wet or moist conditions.
- NEVER insert pins or other metallic fasteners into the appliance.
- Use this appliance for the intended use as described in this booklet. DO NOT use attachments not recommended by HoMedics.
- NEVER operate the appliance if it has a damaged cord or plug, if it is not working properly, if it has been dropped or damaged, or dropped into water. Return it to the HoMedics Service Centre for examination and repair.
- Keep cord away from heated surfaces.
- Excessive use could lead to the product's excessive heating and shorter life. Should this occur, discontinue use and allow the unit to cool before operating.
- NEVER drop or insert any object into any opening.
- DO NOT operate where aerosol (spray) products are being used or where oxygen is being administered.
- DO NOT operate under a blanket or pillow. Excessive heating can occur and cause fire, electrocution or injury to persons.
- DO NOT carry this appliance by the cord or use cord as a handle.
- DO NOT use outdoors.
- DO NOT crush. Avoid sharp folds.
- This product requires a 220-240 V AC power.
- DO NOT attempt to repair the appliance. There are no user serviceable parts. For service, send to a HoMedics Service Centre. All servicing of this appliance must be performed by authorised HoMedics service personnel only.
- DO NOT sit or stand on the massage (back) part of the appliance. The unit should only be used when attached to a chair with the back in the vertical position.
- Never block the air openings of the appliance or place it on a soft surface, such as a bed or couch. Keep air openings free of lint, hair etc.
- Do not place or store appliance where it can fall or be pulled into a bath or sink. Do not place in or drop into water or other liquid.
- Failure to follow the above may result in the risk of fire or injury.
- Burns can result from improper use.
- When the unit is working, do not touch the moving massage mechanism with any body part except your back.

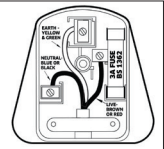
## SAFETY CAUTIONS:

PLEASE READ THIS SECTION CAREFULLY BEFORE USING THE APPLIANCE.


- **If you have any concerns regarding your health, consult a doctor before using this appliance.**
- Individuals with pacemakers and pregnant women should consult a doctor before using this appliance. Not recommended for use by Diabetics
- DO NOT use on an infant, invalid or on a sleeping or unconscious person. DO NOT use on insensitive skin or on a person with poor blood circulation.
- This appliance should NEVER be used by any individual suffering from any physical ailment that would limit the user's capacity to operate the controls or who has sensory deficiencies in the lower half of their body.
- NEVER use directly on swollen or inflamed areas or skin eruptions.
- If you feel any discomfort whilst using this appliance, discontinue use and consult your doctor.
- This is a non-professional appliance, designed for personal use and intended to provide a soothing massage to worn muscles. DO NOT use as a substitute for medical attention.
- DO NOT use before going to bed. The massage has a stimulating effect and can delay sleep.
- DO not use for longer than the recommended time.
- Not recommended for use on wooden surfaces as the zipper may damage the wood. Caution is also recommended when using on upholstered furniture.
- Care should be taken when using heated surfaces. If the product feels excessively hot, switch off at mains and contact the HoMedics Service Centre.
- Only gentle force should be exerted against the seat in order to eliminate risk of injury.
- You may soften massage force by placing a towel between yourself and the unit.
- The appliance has a heated surface. Persons insensitive to heat must be careful when using the appliance.
- Not recommended for use on leather furniture.
- Please ensure that all hair, clothing and jewellery are kept clear of the massage mechanism or any other moving parts of the product at all times.

### Plug (MODEL SBM-680H-GB)

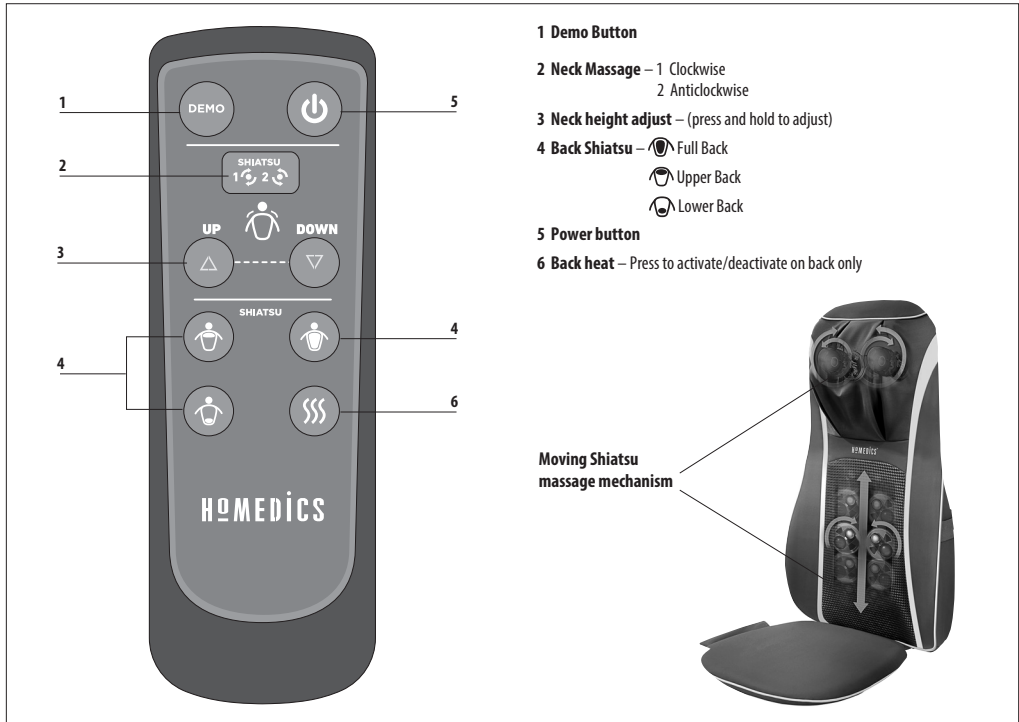
If the plug on this appliance is damaged, it can be replaced with a BS 1363 plug, fitted with a 3A BS 1362 fuse. Only use a 3 amp fuse with this appliance. Care must be taken when changing the plug. If in doubt, contact a qualified electrician.



### WEEE explanation

 This marking indicates that this product should not be disposed with other household wastes throughout the EU. To prevent possible harm to the environment or human health from uncontrolled waste disposal, recycle it responsibly to promote the sustainable reuse of material resources. To return your used device, please use the return and collection systems or contact the retailer where the product was purchased. They can take this product for environmental safe recycling.

## PRODUCT FEATURES:



- 1 **Demo Button**
- 2 **Neck Massage** – 1 Clockwise  
2 Anticlockwise
- 3 **Neck height adjust** – (press and hold to adjust)
- 4 **Back Shiatsu** – Full Back  
 Upper Back  
 Lower Back
- 5 **Power button**
- 6 **Back heat** – Press to activate/deactivate on back only

## INSTRUCTIONS FOR USE:

### IMPORTANT - Preparing the appliance for use

The Shiatsu Massager comes with 2 screws located on the back of the unit to protect the massage mechanism during shipment, which must be removed before the first use to allow the Shiatsu feature to function. Use the provided Allen key. Then, properly dispose of the screws.

**WARNING – Failure to remove screws may cause permanent damage to the appliance.**

**NOTE:** complete steps 1 and 3 before switching the appliance on at the mains.

1. Attach the Massage seat to almost any chair using the integrated strap located at the back of the cushion. Ensure it is held firmly in place by adjusting the strap as necessary.
2. Connect the power supply lead into a 220-240V mains outlet.
3. Once seated, use the remote control to operate the appliance. Press the button to activate the control and select one of massage types detailed below.
4. For a gentler massage place a towel between your back and the massager.
5. Press the button to stop the massage. The LED will blink while the massage mechanism returns to the starting point before switching off.

### Demo mode

To sample the neck and back Shiatsu massage, press Demo button to cycle through all massage modes.

### Shiatsu Neck Massage:

1. To turn on the massage on the neck, simply press the Neck Shiatsu button and the LED light will illuminate.  
Press once for clockwise action and twice for anti-clockwise
2. To deselect, press the button again.
3. Use the Up or Down to adjust the height to fit your neck and target specific areas.

### Shiatsu Back Massage:

1. : pressing this button gives a full Shiatsu massage up and down the back.
2. : pressing this button gives a Shiatsu massage focusing on the mid to upper back.
3. : pressing this button gives a Shiatsu massage focusing on the mid to lower back.
4. Press Heat button once to add soothing heat and again to deactivate heat mode.
5. To revert to standard massage mode, reselect one of the 3 massage zone buttons.

### NOTE:

There is a 15 minute auto shut-off on this appliance for your safety. This feature should not be considered as a substitute for 'OFF'. Always remember to switch the appliance off when not in use.

## MAINTENANCE:

### Cleaning

Unplug the appliance and allow to cool before cleaning. Clean only with a soft, slightly damp sponge.

- Never allow water or any other liquids to come into contact with the appliance.
- Do not immerse in any liquid to clean.
- Never use abrasive cleaners, brushes, glass / furniture polish, paint thinner etc to clean.

### Storage

Place the appliance in its box or in a safe, dry, cool place. Avoid contact with sharp edges or pointed objects which might cut or puncture the fabric surface. To avoid breakage, DO NOT wrap the power cord around the appliance. DO NOT hang the unit by the cord.



## **TWO YEAR GUARANTEE**

HoMedics Inc. guarantees this product from defect in material and workmanship for a period of 2 years from the date of purchase, except as noted below. This HoMedics product guarantee does not cover damage caused by misuse or abuse; accident; the attachment of any unauthorised accessory; alteration to the product; or any other conditions whatsoever that are beyond the control of HoMedics. This guarantee is effective only if the product is purchased and operated in the UK / EU. A product that requires modification or adaptation to enable it to operate in any country other than the country for which it was designed, manufactured, approved and / or authorised, or repair of products damaged by these modifications is not covered under this guarantee. HoMedics shall not be responsible for any type of incidental, consequential or special damages.

To obtain guarantee service on your product, return the product post-paid to your local service centre along with your dated sales receipt (as proof of purchase). Please refer to 'HoMedics Service Centre' information leaflet for details of your local service centre. Upon receipt, HoMedics will repair or replace, as appropriate, your product and return it to you, post-paid. Guarantee is solely through HoMedics Service Centre. Service of this product by anyone other than the HoMedics Service Centre voids the guarantee.

This guarantee does not affect your statutory rights.

### **HoMedics Service Centre**

HoMedics Group Ltd,  
HoMedics House,  
Somerhill Business Park,  
Five Oak Green Road,  
Tonbridge,  
Kent TN11 0GP, UK.

T +44 (0) 1732 360783  
e [support@homedics.co.uk](mailto:support@homedics.co.uk)  
[www.homedics.co.uk](http://www.homedics.co.uk)

