


# HOMEDICS®

LEADERS IN HEALTH & WELLBEING

✓ Register your product today at  
[www.homedics.co.uk/product-registration](http://www.homedics.co.uk/product-registration)



## RECHARGEABLE SHIATSU MASSAGE PILLOW

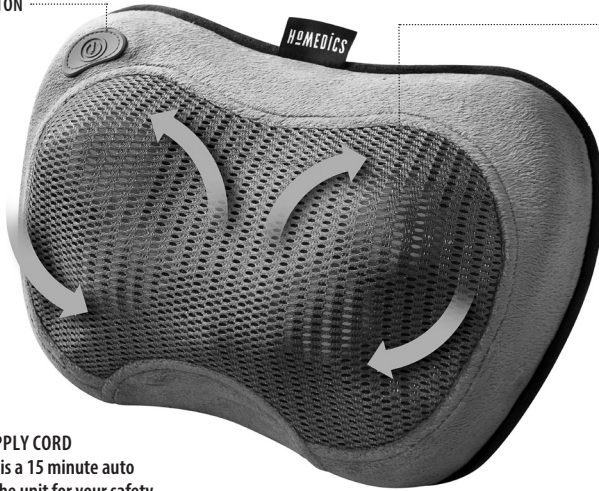
instruction manual

SP-115H-GB

**3** YEAR guarantee

# PRODUCT FEATURES

POWER BUTTON



REVERSIBLE SHIATSU MECHANISM

LIGHT INDICATOR



## POWER SUPPLY CORD

Note: there is a 15 minute auto shutoff on the unit for your safety

Figure 1



Figure 2

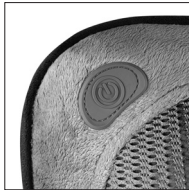


Figure 3



Figure 4







Figure 5



## CHARGING

1. Ensure that the device is switched off (power button is not lit).
2. Plug the adaptor into a 100-240V mains outlet.
3. Connect the adaptor lead to the massager power supply cord (fig.1).
4. A full charge requires approximately 4 hours. The red light indicator on the power button will flash while the unit is charging. When a full charge is reached, the red light indicator will remain on. On a full charge, the massager will operate for approximately 45 minutes. The massager should NOT be used while charging.

## INSTRUCTIONS FOR USE

1. To turn on, press power button  once (fig.2).
2. To activate soothing heat with the massage, press the power button  again.
3. The massager has an auto-reverse feature that will change the direction of the massage nodes intermittently throughout your massage.
4. When finished press the power button  again to turn off all massage and heat functions.

## NOTE

- The massage cushion should only be used for a maximum of 15 minutes at any one time.
- The Shiatsu Pillow is designed for use on the neck, back and shoulders (see fig. 3 & 4).

- For the neck and shoulders it may work better to use the pillow upside down.
- The elasticated Velcro strap (situated on the rear of the pillow) can be used to secure the pillow to the chair back (see fig.5).
- **This product should only be used with the power supply unit provided with the appliance.**

**CAUTION:** To avoid pinching do not lean on Shiatsu back massage mechanism in the pillow when adjusting your body position.

## MAINTENANCE

### Cleaning

Unplug the appliance and allow to cool before cleaning. Clean only with a soft, slightly damp sponge.

- Never allow water or any other liquids to come into contact with the appliance.
- Do not immerse in any liquid to clean.
- Never use abrasive cleaners, brushes, glass / furniture polish, paint thinner etc. to clean.

### Storage

Place the appliance in its box or in a safe, dry, cool place.

Avoid contact with sharp edges or pointed objects which might cut or puncture the fabric surface. To avoid breakage, DO NOT wrap the power cord around the appliance. DO NOT hang the unit by the cord.

## FKA Brands Ltd

Somerhill Business Park, Tonbridge, Kent TN11 0GP, UK  
Customer Support: +44(0) 1732 378557 | support@homedics.co.uk



IB-SP-115HGB-0419-02